

LAUNDRY AND WATER ETIQUETTE IN AUSTRALIA

In Australia, we try to save water and energy wherever we can: it's part of looking after our environment and saving our precious resources!




Water and energy is expensive in Australia. Thank you for helping us keep household costs affordable.

Full Loads Only

We wait until the washing machine is full before doing laundry.


This saves water, electricity, and detergent.



Underwear and smaller items

Handwash these in the laundry tub (not the sink or shower) or combine them with your other laundry.

If you'd like privacy for drying your underwear, please ask. We can provide you with a small rack you can use discreetly in the bathroom or laundry area.



Washing Location

Clothes are only washed in the washing machine or laundry tub, **not** in the shower or sink.


This keeps our bathroom clean, safe, and hygienic, and prevents plumbing issues.



Taps - turn them off

Try to conserve water by not letting the water run for an extended period.

Be mindful while brushing your teeth, washing your hair or washing dishes.




Why is saving water important in Australia?

Australia is the driest inhabited continent on Earth. It has a low average rainfall and a significant portion of its landmass, about 70%, is either arid (having little or no rain) or semi-arid.

Towels

Hang your towel up to dry properly so that it can be reused. Towels can be reused for several days before washing.

This is normal in Australia and helps save water. We will let you know the routine for washing towels.



Shorter Showers

It's important to keep your shower time to ten minutes or less.

This ensures there is enough water for all members of our family.



Drying Clothes

Please use the clothesline or drying rack in the designated shared space (e.g. backyard, balcony, laundry room).

